



**QCYC Club Racing**  
**Wednesday Night SI SUPPLEMENT**

Version V01.00 2022-04-22

~

**covering**  
**QCYC Wednesday Night Races**  
**Wednesday, May 18, 2022, to Wednesday, Sept. 21, 2022**

# QCYC Wednesday Supplement SIs

## 4 SIGNALS MADE ASHORE

4.1 The Official Flagpole is on the bow of the Rapids Queen.

## 5 SCHEDULE OF RACES

WEDNESDAY	1 <sup>st</sup> WARNING	RACES	TIME LIMIT	SERIES
May 18, 2022	1810 EDT	1	(1)	Practice
May 25, 2022	1810 EDT	1	(1)	1
June 1, 2022	1810 EDT	1	(1)	1
June 8, 2022	1810 EDT	1	(1)	1
June 15, 2022	1810 EDT	1	(1)	1
June 22, 2022	1810 EDT	1	(1)	1
June 29, 2022	1810 EDT	1	(1)	1
July 6, 2022	1810 EDT	1	(1)	2
July 13, 2022	1810 EDT	1	(1)	2
July 20, 2022	1810 EDT	1	(1)	2
July 27, 2022	1810 EDT	1	(1)	2
August 3, 2022	1810 EDT	1	(1)	2
August 10, 2022	1810 EDT	1	(1)	2
August 17, 2022	1810 EDT	1	(1)	3
August 24, 2022	1810 EDT	1	(1)	3
August 31, 2022	1810 EDT	1	(1)	3
September 7, 2022	1810 EDT	1	(1)	3
September 14, 2022	1740 EDT	1	(1)	3
September 21, 2022	1740 EDT	1	(1)	3

(1) 2045 EDT or sunset, whichever is earlier.

## 6 CLASS FLAGS

CLASS	MEMBERS	SCORING METHOD	CLASS FLAG	BACK STAY FLAG
Portsmouth	Star Class, Soling Class	Portsmouth	Numeral Pennant 0	NA
PHRF NFS 1	160* & under	PHRF-LO NFS SAILWAVE PHS	Numeral Pennant 1	NA

PHRF NFS 2	161* to inclusive	185*	PHRF-LO NFS SAILWAVE PHS	Numeral Pennant 2	NA
PHRF NFS 3	186* to inclusive	210*	PHRF-LO NFS SAILWAVE PHS	Numeral Pennant 3	NA
PHRF NFS 4	211 & over		PHRF-LO NFS SAILWAVE PHS	Numeral Pennant 4	NA

\* After subtraction of the 30 second per mile penalty for not having a current valid PHRF-LO certificate

## 7 THE COURSES

7.1 The course diagrams are on the pages following SI 13. They show the courses, the order in which marks are to be passed, and the side on which each mark is to be left.

## 8 MARKS

See *ADDITIONAL COURSES*:

## 9 THE START

9.1 The intended starting order is:

START	CLASSES
1	PHRF NFS 1
2	PHRF NFS 2, Portsmouth
3	PHRF NFS 3, PHRF NFS 4

It its sole discretion, the race committee may use a different order. Class flags used override the intended starting order as per RRS.

## 12 TIME LIMITS

- Finishing Window – 30 minutes for sailboats within a class
- Curfew – Sunset or 2045, whichever is earlier. Sailboats failing to finish before curfew shall be scored Did Not Finish without a hearing. This changes RRS 35, A4 and A5

## 13 PROTESTS AND REQUESTS FOR REDRESS

13.1 Protest forms are available from the Race Committee or <https://www.qcyc.ca/sailing/racing>. Protests and requests for redress or reopening shall be delivered within the appropriate time limit to:

- 1) Emailed to [jury@qcyc.ca](mailto:jury@qcyc.ca)
- 2) The Bar

- 13.2 For each class, the protest time limit is 60 minutes after the last boat has finished the last race of the day or the race committee signals no more racing today, which ever is later.
- 13.3 Notices of protests by the race committee, technical committee or protest committee will be posted to inform boats under RRS 61.1(b)

## ADDITIONAL COURSES: QCYC Wednesday Courses

Any legally defined keep-out area shall rank as an obstruction. Boats shall give way to commercial traffic, which shall rank as an obstruction.

All commercial vessels, non-pleasure craft under the Canada Shipping Act, no matter their size have the right of way, notwithstanding which vessel is the give way vessel and are obstructions.

The course to sailed is designated by the Code Flag flown from the Official Flagpole by 30 minutes before the first warning. If no flag flown, see Dropped Mark Courses on the next page.

### Course Flag “D” (Delta)

Start	To	Mark, dropped	Rounded to port	Orange inflatable mark dropped southwest of Polson Quay & west of the Eastern Gap Channel
	To	Mark EKO-15	Rounded to port	43°37'57.64" N 79°22'44.10" W
	To	Start Line	Pass through the line	
	To	Mark	Rounded to port	Orange inflatable mark dropped southwest of Polson Quay & west of the Eastern Gap Channel
	To	Mark EKO-15	Rounded to port	43°37'57.64" N 79°22'44.10" W
Finish	To	Start Line for finish		

### Start/Finish Line

The line between the two yellow inflatable marks set north of the Club House and the path taken by the RCYC tenders.

## **ADDITIONAL COURSES: QCYC Dropped Mark Courses**

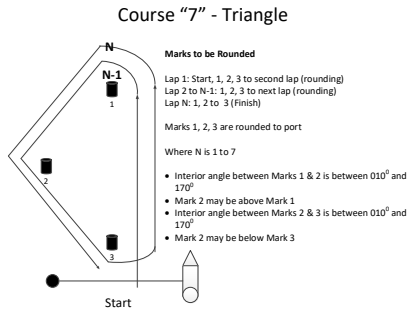
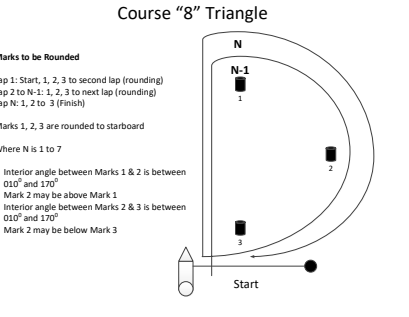
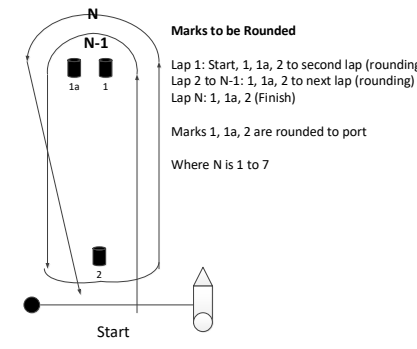
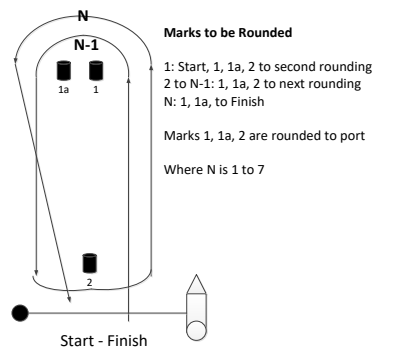
Any legally defined keep-out area shall rank as an obstruction. Boats shall give way to commercial traffic, which shall rank as an obstruction.

All commercial vessels, non-pleasure craft under the Canada Shipping Act, no matter their size have the right of way, notwithstanding which vessel is the give way vessel and are obstructions.

If no Course Flag is displayed by 30-minutes before the first warning, the course will be designated on the course board, positioned at the rear of the Race Committee Signal, as detailed below:

The course will be designated on the course board, positioned at the rear of the Race Committee Signal, as detailed below:

<b>COURSE BOARDS</b>		
<b>C</b>	<b>N</b>	<b>M M M</b>
Where		
<b>C</b> is the course Number (7, 8, 9, or 0)		
<b>N</b> is the number of course rounding		
<b>MMM</b> is the magnetic bearing to Mark 1		

<p><b>Course Number "7" - Triangle</b></p>  <p style="text-align: center;">Course "7" - Triangle</p> <p><b>Marks to be Rounded</b></p> <p>Lap 1: Start, 1, 2, 3 to second lap (rounding)          Lap 2 to N-1: 1, 2, 3 to next lap (rounding)          Lap N: 1, 2 to 3 (Finish)</p> <p>Marks 1, 2, 3 are rounded to port</p> <p>Where N is 1 to 7</p> <ul style="list-style-type: none"> <li>• Interior angle between Marks 1 &amp; 2 is between 010° and 170°</li> <li>• Mark 2 may be above Mark 1</li> <li>• Interior angle between Marks 2 &amp; 3 is between 010° and 170°</li> <li>• Mark 2 may be below Mark 3</li> </ul>	<p><b>Course Number "8" - Triangle</b></p>  <p style="text-align: center;">Course "8" Triangle</p> <p><b>Marks to be Rounded</b></p> <p>Lap 1: Start, 1, 2, 3 to second lap (rounding)          Lap 2 to N-1: 1, 2, 3 to next lap (rounding)          Lap N: 1, 2 to 3 (Finish)</p> <p>Marks 1, 2, 3 are rounded to starboard</p> <p>Where N is 1 to 7</p> <ul style="list-style-type: none"> <li>• Interior angle between Marks 1 &amp; 2 is between 010° and 170°</li> <li>• Mark 2 may be above Mark 1</li> <li>• Interior angle between Marks 2 &amp; 3 is between 010° and 170°</li> <li>• Mark 2 may be below Mark 3</li> </ul>
<p><b>Windward - Leeward - Course Number "9"</b></p>  <p style="text-align: center;">Course "9" Windward - Leeward</p> <p><b>Marks to be Rounded</b></p> <p>Lap 1: Start, 1, 1a, 2 to second lap (rounding)          Lap 2 to N-1: 1, 1a, 2 to next lap (rounding)          Lap N: 1, 1a, 2 (Finish)</p> <p>Marks 1, 1a, 2 are rounded to port</p> <p>Where N is 1 to 7</p>	<p><b>Windward - Leeward - Course Number "0"</b></p>  <p style="text-align: center;">Course "0" Windward - Leeward</p> <p><b>Marks to be Rounded</b></p> <p>1: Start, 1, 1a, 2 to second rounding          2 to N-1: 1, 1a, 2 to next rounding          N: 1, 1a, to Finish</p> <p>Marks 1, 1a, 2 are rounded to port</p> <p>Where N is 1 to 7</p>